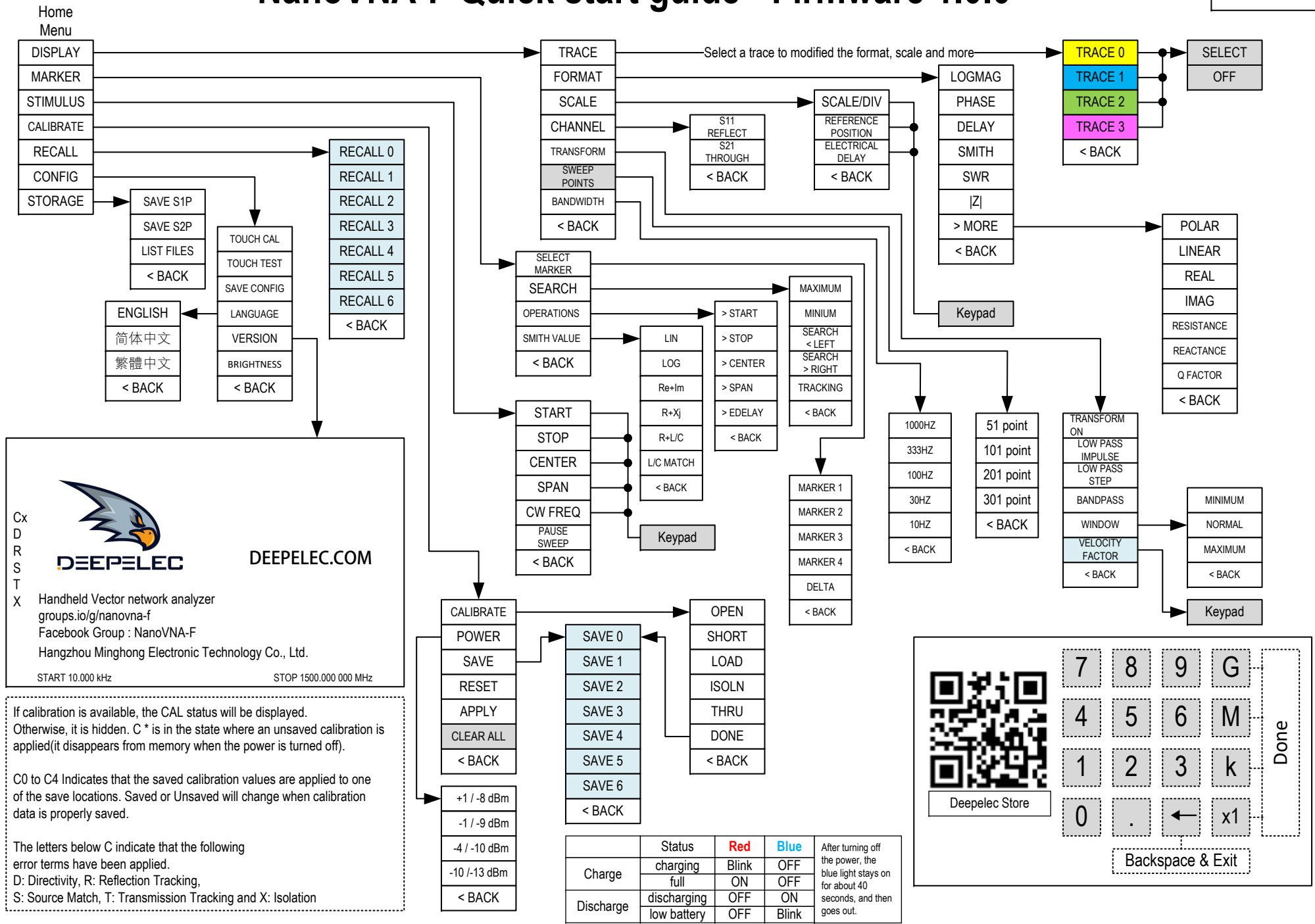



NanoVNA-F Quick start guide - Firmware 1.0.0

By: BH5HNU
Date: 20210413



C
D
R
S
T
X



DEEPELEC

Handheld Vector network analyzer
groups.io/g/nanovna-f
Facebook Group : NanoVNA-F
Hangzhou Minghong Electronic Technology Co., Ltd.

DEEPELEC.COM


START 10.000 kHz STOP 1500.000 000 MHz

If calibration is available, the CAL status will be displayed. Otherwise, it is hidden. C * is in the state where an unsaved calibration is applied(it disappears from memory when the power is turned off).

C0 to C4 Indicates that the saved calibration values are applied to one of the save locations. Saved or Unsaved will change when calibration data is properly saved.

The letters below C indicate that the following error terms have been applied.
D: Directivity, R: Reflection Tracking,
S: Source Match, T: Transmission Tracking and X: Isolation

	Status	Red	Blue	After turning off the power, the blue light stays on for about 40 seconds, and then goes out.
Charge	charging	Blink	OFF	
	full	ON	OFF	
Discharge	discharging	OFF	ON	
	low battery	OFF	Blink	



Deepelec Store

7	8	9	G	Done
4	5	6	M	
1	2	3	k	
0	.	←	x1	
Backspace & Exit				